

# The Flying Orchestra

Teacher Resources

Activities in this pack:



Information



Activity 3 **Create**



Activity 1 **Learn**



Activity 2 **Create**

[TSO.COM.AU](https://www.tso.com.au)

**TSO**  
Feel more

## Introduction

The Flying Orchestra is based on a multi-award winning book by Clare McFadden:

On a blustery day an orchestra is blown into town and starts to play the soundtrack of the town - solos, symphonies and concertos that reflect the ups and downs of daily life.

The book has 3 major themes:

### Music


- McFadden has explored the idea that music is embedded in our lives from the very grand and important moments to the more mundane.
- Orchestral music is vibrant, exciting and emotive – not stuffy and boring.

### Emotion

- Events in peoples' lives are linked to our feelings and emotions.
- Life is filled with fun, magical elements and often we don't notice them. Make each moment of your life special.

### Creativity

- The visual literacy of the illustrations adds depth to the text.






## Learn Musical Terms

In this performance, the students will hear some new musical words. Discuss with them what the following musical words mean:

- Symphony
- Concerto
- Sonata
- Lullaby





## Create a Soundtrack

The Flying Orchestra is a story that is narrated in this video using the help of three musicians. In the concert that you will see, the TSO will play special music to help tell the story as well.

[Watch the video by clicking this link.](#)



In this reading of the book, you can hear the musicians use music and sounds to help enhance the story.

You can use music to help tell a story too. Using resources that you have available:

- instruments
- body percussion
- vocal sounds
- excerpts from pieces of music
- sound effects

Create a soundtrack to the story below, using the music notes as a cue for where to insert sound.

Now you may like to choose your own story or a picture book to compose a soundtrack accompaniment to perform for younger grades in your school.



A Hare was one day making fun of a Tortoise for being so slow upon his feet. 🎵

“Wait a bit,” said the Tortoise; “I’ll run a race with you, and I’ll wager that I win.” 🎵

“Oh, well,” replied the Hare, who was much amused at the idea, “let’s try and see”; and it was soon agreed that the fox should set a course for them, and be the judge. 🎵

When the time came both started off together, but the Hare was soon so far ahead that he thought he might as well have a rest: so down he lay and fell fast asleep. 🎵  
Meanwhile the Tortoise kept plodding on, and in time reached the goal. 🎵

At last the Hare woke up with a start, and dashed on at his fastest, but only to find that the Tortoise had already won the race. 🎵

Extension or Simplification Activity: Use GarageBand to record and musical samples. Have the students choose samples to represent each section of the text. Ask the students about why they made their musical choices.



## Take a Listening Walk

In the Flying Orchestra, the story explains how music is part of our lives and environment. Often composers use the sounds of nature as inspiration. As a class, take a LISTENING WALK through your school campus.

### PART 1:

Try to walk quietly and without speaking and write down all the different sounds that make up the symphony of your own environment.

### PART 2:

What objects do you see in your environment that can create unique sounds? This may be rocks to make percussion noises or crunching leaves...

Use your new sounds to create a group composition out of your recycled and found objects to perform for your class.

